

LUMINOUS
INFOWAYS PVT. LTD.

MAKE MY REPORT



Cloud based application for
report generation in a customized
way, which you can start using it
today by going to the link
[make my report.com](https://makemyreport.com)

KEY USERS

01

SCTE & VT

03

COMMERCIAL TAX

08

DIRECTORATE OF FISHERIES

07

CRIME BRANCH

BIJU JANTA DAL

04

KIIT
UNIVERSITY

02

06

CPDO



Geo Tagging



Defaulters



Directly compile
responses received into
excel sheet



All the reports are
stored in archive form
for future reference



Reminder option



Assign reports to
desired contact may it
be branch offices/
department/ partners



Automatic generation of
Pie and Bar graphs in
each field

FEATURES

KEY SCREENSHOTS



This screenshot shows the homepage of the 'Make my Report' website. The header includes the company logo, a phone number (8093540042), and an email address (info@makemyreport.com). The main headline reads 'Build your report in less than 30 min' with the subtext 'Without having any software developer of your own'. Below this, five blue boxes outline the process: 'Build your own report in minutes', 'Assign the report to desired contacts', 'Gather data, Monitor the response', 'Extract data in excel, generate graphical report', and 'Extract data in excel, generate graphical report'. A man is shown sitting at a desk with a laptop, smiling. The background features a dark blue gradient with light blue wavy lines and small square icons.

Make my Report
Online Form Creation & Reporting Tool

8093540042 | info@makemyreport.com

Build your report in less than 30 min

Without having any software developer of your own

- Build your own report in minutes
- Assign the report to desired contacts
- Gather data, Monitor the response
- Extract data in excel, generate graphical report
- Extract data in excel, generate graphical report



This screenshot displays the 'Four Steps to Create Your Report' page. The header is identical to the first screenshot. The main headline is 'Four Steps to Create Your Report'. Below the headline, four blue boxes with icons represent the steps: 'Name Your Report' (document icon), 'Create the Fields' (person with list icon), 'Assign to Your Contacts' (person with list icon), and 'Gather the Data' (database icon). A man is standing on the right side of the page, pointing towards the steps. The background features a dark blue gradient with light blue wavy lines and small square icons.


Make my Report
Online Form Creation & Reporting Tool

8093540042 | info@makemyreport.com

Four Steps to Create Your Report

- Name Your Report
- Create the Fields
- Assign to Your Contacts
- Gather the Data

CONT...





8093540042

info@makemyreport.com

We provide **simple solutions** to your reporting needs

Make yourself free from all types of manual reporting with use of Make my Report which in turn makes your life easy by collating data from multiple sources.!!





LUMINOUS INFOWAYS

Consolidated Reporting Tool

Welcome Reeshu Roy

Change Password

User Manual

Profile

Logout

(Corporate User:L.I.P.L)

Dashboard

Manage contact

My reports

Create A New Report

All the * mark fields are required

Name of the report*

Description of the report*

Report type*

No. of Submission per Contact*

Last date of submission*

☐ Report can be submitted after last date

--Select--

Once


Daily

Weekly

Monthly

Save

Reset



Welcome Reeshu Roy
Change Password
User Manual
Profile
Logout

(Corporate User:L.I.P.L)

Dashboard
Manage contact
My reports

Add Field
Edit Field
Edit Report

Basic Fields

TEXT BOX

TEXT AREA

RADIO BUTTON

CHECK BOX

DROP DOWN

DATE

FILE UPLOAD

HEADER

LABLE

Present Fields

E-mail

Money

Numeric

Mobile Number

PIN

Name

Investigation Crime Report

Submitting Agent:

Case No.:

Mobile Number:

Description of the crime:

Gender:

Area:

Case Type:

Male

Female

--Default--

Civil

Criminal

Assign

Preview Form

Back

Dashboard
Manage contact
My reports

Reminder Setting | red flag cases
Deadline Date :15-09-2022

Assigned Contacts

all
investigation
children
women section

#		Full Name	Mobile No.	Email ID
1	<input type="checkbox"/>	Anshupa Behera	9938501643	behera.anshupa@gmail.com
2	<input type="checkbox"/>	Panchali Rout Samal	7008050408	panchaliroutsamal@gmail.com
3	<input type="checkbox"/>	ritu	5468585588	ritu88fmdsever@gmail.com
4	<input type="checkbox"/>	scpanda	9437620303	scpanda1967@gmail.com

Reminder 1

09/dd/2022

- Select Days Before -

- Select Days Before -
Same day
1 days before
2 days before
3 days before
4 days before
5 days before
6 days before
7 days before
8 days before
9 days before
10 days before

Email

Paragraph
B I
Link
List
Table
Quote
Code
Undo
Redo

Dear {contact_name}


you are requested to submit the data on the report {report_name} by the due date {deadline_date} {reminder_sequence}

Set Reminder
+

Make my Report

© Copyright Make My ReportV2.5. All Rights Reserved
How it works
Case Study

CONT...

**Make My Report**
Online Form Creator & Reporting Tool

HEALTHCARE REPORT

Department Wise Monthly report

Occupancy

Current bed occupancy rate * :

Current Patients * :

gender * : ☐ male ☐ female

Number of beds * :

Forecasted Patient Turnover EOM

Patient turnover rate in % * :

Satisfaction And Service Indicators

Patient satisfaction * : ☐ Very Good ☐ Good
☐ Average ☐ Bad

Efficiency And Costs

Avg. total cost per patient * :

Staff to patient ratio * :

Room turnover * :

Generic

Department * :

Equipment Used * : ☐ Simple Spirometer
☐ Ultrasonic Nebulizer
☐ Wheelchairs

Remark * :

Verification document: No file chosen

Allowed extensions are
doc, docx, xls, xlsx, pdf, png, gif, jpg, jpeg, gif, rar, zip
Allowed Maximum File Size is 4 Mb

Created On - 14-10-2022 05:12 AM, Prepared using Makemyreport.com (mmr)

REPORT PREVIEW

CONCLUSION

If you have any concerns
or queries about the report,
please reach out to
the marketing team at
info@lipl.in

